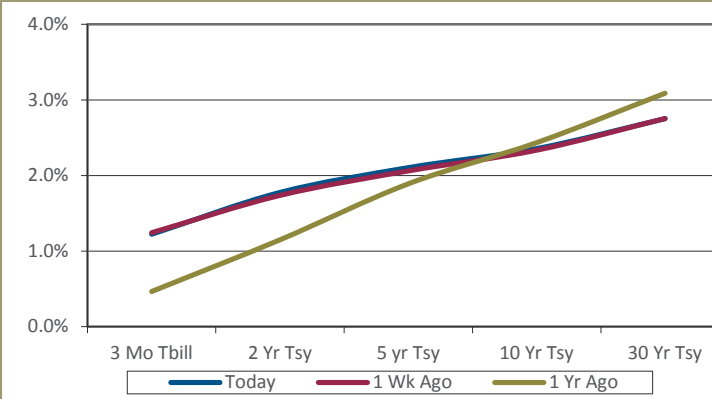


**Week's Top News Stories**

Purchases of newly built single-family homes in the U.S. rose 6.2%  
 Dallas Fed Survey's Production Index falls 10.5 points in November  
 Consumer Confidence increased to 129.5, remaining at a 17 year high  
 OECD sees global economic growth reaching seven-year high  
 Third Quarter GDP rose to 3.3%, reaching its potential output  
 Nasdaq plans to launch Bitcoin Futures in first half of 2018  
 U.S. Oil inventories fall sharply; stockpiles fall by 3.4 million barrels  
 U.S. Personal Income and Spending rose 0.4% and 0.3% respectively  
 U.S. Jobless Claims fell 2,000 last week to 238,000  
 Mike Flynn pleads guilty to lying to the F.B.I. about Russian contacts  
 Manufacturing expands at slower rate in November coming in at 53.9  
 U.S. Construction Spending rose in October, increasing 1.4%  
 Canada Unemployment Rate falls below 6% in November

**U.S. Treasury Yield Curve**



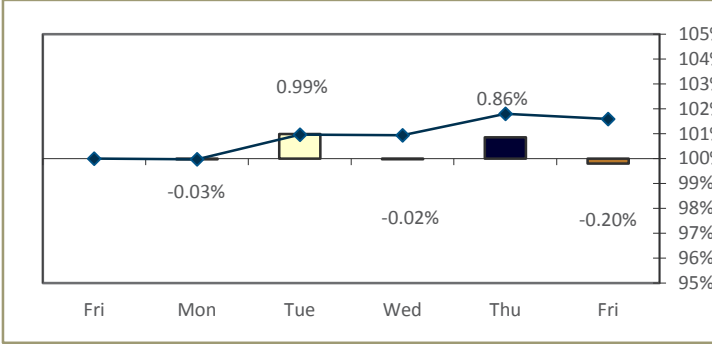
**U.S. Yield Levels**

	Today	1 Wk Ago	1 Yr Ago
LIBOR - 30 Day	1.38%	1.34%	0.63%
Fed Funds	1.07%	1.16%	0.41%
3 Mo Tbill	1.23%	1.25%	0.47%
2 Yr Tsy	1.78%	1.74%	1.15%
5 yr Tsy	2.11%	2.07%	1.90%
10 Yr Tsy	2.36%	2.34%	2.44%
30 Yr Tsy	2.76%	2.76%	3.10%
15 Yr Mortgage	3.11%	2.98%	N/A
30 Yr Mortgage	3.76%	3.66%	N/A
5 Yr AAA Muni	1.12%	1.18%	0.85%
10 Yr AAA Muni	1.88%	1.92%	1.40%
30 Yr AAA Muni	2.73%	2.71%	2.17%

**Equity Market Returns in USD**

	Level	WTD	YTD	1Yr
S&P 500	2,642	1.60%	20.25%	23.06%
S&P Mid Cap	1,895	1.96%	15.71%	18.55%
S&P Sm Cap	937	1.13%	13.15%	17.45%
EAFE	2,004	-0.94%	22.60%	26.71%
Sm Cap EAFE	259	-0.62%	28.92%	32.51%
Emerging	1,116	-3.30%	32.34%	33.40%
UK	7,300	-0.5%	11.6%	15.6%
Germany	12,861	-2.1%	26.0%	36.5%
France	5,317	-1.9%	23.0%	30.4%
Japan	22,819	0.0%	23.4%	25.0%

**S&P 500 Performance for Week**



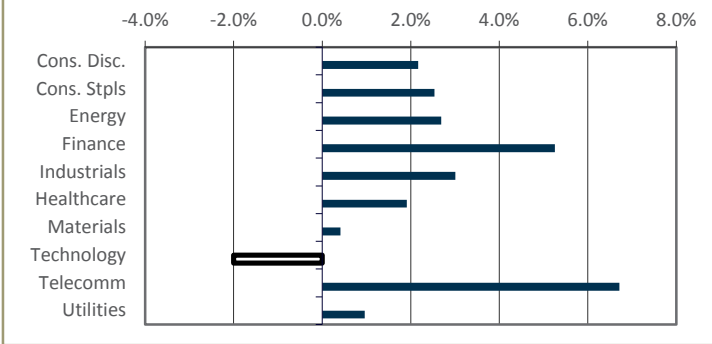
**Currencies vs USD**

Currency	Today	1 Wk Ago	1 Yr Ago
USD/Euro	1.19	1.19	1.06
Yen/USD	112.80	111.50	114.40
USD/GBP	1.35	1.34	1.26
USD/Swiss	1.02	1.02	0.99
Canadian/USD	1.27	1.27	1.33
USD/HKD	0.13	0.13	0.13
USD/Aussie	0.76	0.76	0.74
USD/NZD	0.69	0.69	0.71
USD/SEK	0.12	0.12	0.11

**US Equity Sectors**

Sector	WTD	YTD	1Yr
Cons. Disc.	2.17%	20.11%	20.07%
Cons. Stpls	2.53%	11.30%	15.62%
Energy	2.69%	-4.87%	-3.30%
Finance	5.26%	20.12%	22.76%
Industrials	3.01%	17.40%	17.08%
Healthcare	1.91%	22.64%	24.48%
Materials	0.41%	20.45%	20.61%
Technology	-2.00%	38.03%	43.46%
Telecomm	6.71%	-6.24%	1.08%
Utilities	0.96%	19.02%	26.04%

**US Equity Sectors - 1 Week Change**



**Commodities**

	Today	1 Wk Ago	1 Yr Ago
Oil	58.36	58.95	51.06
Natural Gas	3.06	2.92	3.51
Gold	1282.30	1287.30	1166.90
Silver	16.39	16.99	16.43
Palladium	1016.25	993.70	751.00
Copper	3.09	3.17	2.63
Platinum	940.60	945.30	909.60
Wheat	4.39	4.35	3.72
Corn	3.59	3.42	3.32
Soybeans	9.94	9.93	10.30

Any data cited have been obtained from sources believed to be reliable. The accuracy and completeness of data cannot be guaranteed. Past performance is no guarantee of future results.