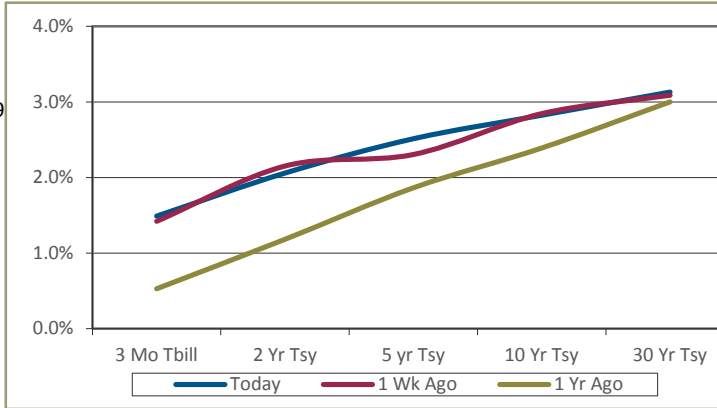


**Week's Top News Stories**

Markit US Services PMI held at 53.3  
Lawrence Lindsey withdraws from consideration for number 2 Fed post  
Jerome Powell sworn in as Federal Reserve Chairman  
US Service-Sector Activity hits decade-high; ISM non-manfg rose to 59.9  
Conference Board's Employment Trends Index up 5.4% from year ago  
U.S. Trade Deficit grew to \$566 billion in 2017  
Fed Powell to give Congressional monetary policy testimony 2/28-3/1  
U.S. Crude Futures fall toward lowest levels since beginning of year  
Bloomberg Consumer Comfort is down to 94.4 in December from 95.9  
White House Budget proposal to project 3% growth  
U.S. Wholesale Inventories grew 0.4% in December vs. 0.2% expected  
JOLTS Job Openings was little changed at 5.8 million  
U.S. Oil-Rig count sees highest weekly number since April 2015

**U.S. Treasury Yield Curve**



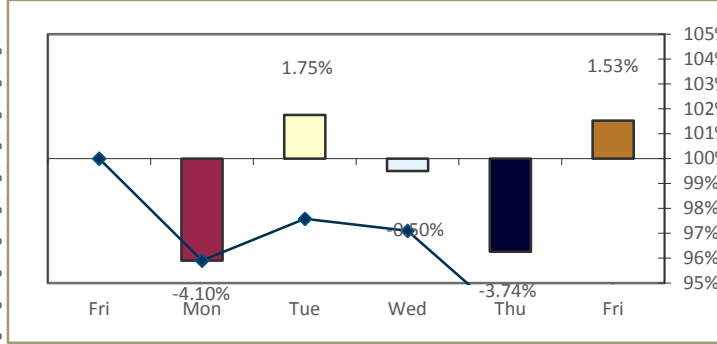
**U.S. Yield Levels**

	Today	1 Wk Ago	1 Yr Ago
LIBOR - 30 Day	1.58%	1.58%	0.77%
Fed Funds	1.42%	1.42%	0.66%
3 Mo Tbill	1.49%	1.42%	0.53%
2 Yr Tsy	2.06%	2.16%	1.18%
5 yr Tsy	2.52%	2.31%	1.87%
10 Yr Tsy	2.83%	2.85%	2.40%
30 Yr Tsy	3.14%	3.10%	3.01%
15 Yr Mortgage	3.60%	2.98%	N/A
30 Yr Mortgage	4.30%	3.66%	N/A
5 Yr AAA Muni	1.12%	1.18%	0.85%
10 Yr AAA Muni	1.88%	1.92%	1.40%
30 Yr AAA Muni	2.73%	2.71%	2.17%

**Equity Market Returns in USD**

	Level	WTD	YTD	1Yr
S&P 500	2,620	-5.10%	-1.84%	15.78%
S&P Mid Cap	1,821	-5.03%	-4.10%	8.05%
S&P Sm Cap	903	-4.29%	-3.48%	8.57%
EAFE	1,992	-6.19%	-2.79%	18.49%
Sm Cap EAFE	261	-6.37%	-2.49%	25.06%
Emerging	1,143	-7.14%	-1.27%	26.64%
UK	7,092	-6.9%	-5.8%	8.1%
Germany	12,107	-6.7%	-4.4%	19.4%
France	5,079	-6.8%	-2.5%	20.9%
Japan	21,383	-6.7%	-2.6%	17.6%

**S&P 500 Performance for Week**



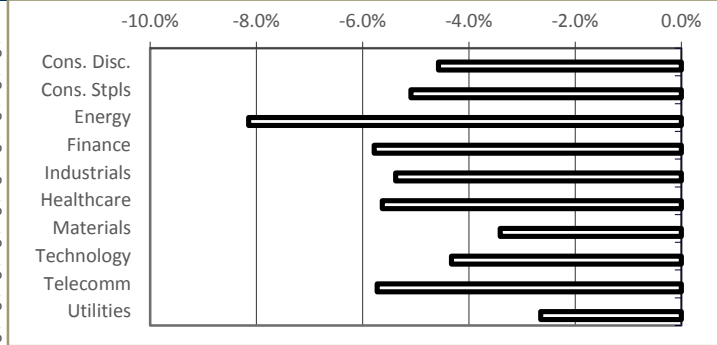
**Currencies vs USD**

Currency	Today	1 Wk Ago	1 Yr Ago
USD/Euro	1.22	1.24	1.07
Yen/USD	108.68	110.38	112.97
USD/GBP	1.38	1.41	1.25
USD/Swiss	1.06	1.07	1.00
Canadian/USD	1.26	1.24	1.31
USD/HKD	0.13	0.13	0.13
USD/Aussie	0.78	0.79	0.76
USD/NZD	0.72	0.73	0.72
USD/SEK	0.12	0.13	0.11

**US Equity Sectors**

Sector	WTD	YTD	1Yr
Cons. Disc.	-4.57%	2.30%	20.06%
Cons. Stpls	-5.09%	-5.72%	3.24%
Energy	-8.15%	-7.57%	-4.62%
Finance	-5.78%	-0.85%	18.80%
Industrials	-5.38%	-2.55%	14.85%
Healthcare	-5.63%	-0.62%	16.50%
Materials	-3.41%	-3.38%	15.08%
Technology	-4.33%	-0.11%	29.43%
Telecomm	-5.73%	-5.36%	-2.67%
Utilities	-2.65%	-7.79%	2.54%

**US Equity Sectors - 1 Week Change**



**Commodities**

	Today	1 Wk Ago	1 Yr Ago
Oil	59.20	65.45	53.00
Natural Gas	2.58	2.85	3.14
Gold	1315.70	1337.30	1236.80
Silver	16.14	16.71	17.74
Palladium	963.35	1044.95	772.55
Copper	3.03	3.19	2.65
Platinum	961.50	999.40	1022.20
Wheat	4.49	4.47	4.44
Corn	3.62	3.62	3.70
Soybeans	9.83	9.79	10.51

*Any data cited have been obtained from sources believed to be reliable. The accuracy and completeness of data cannot be guaranteed. Past performance is no guarantee of future results.*